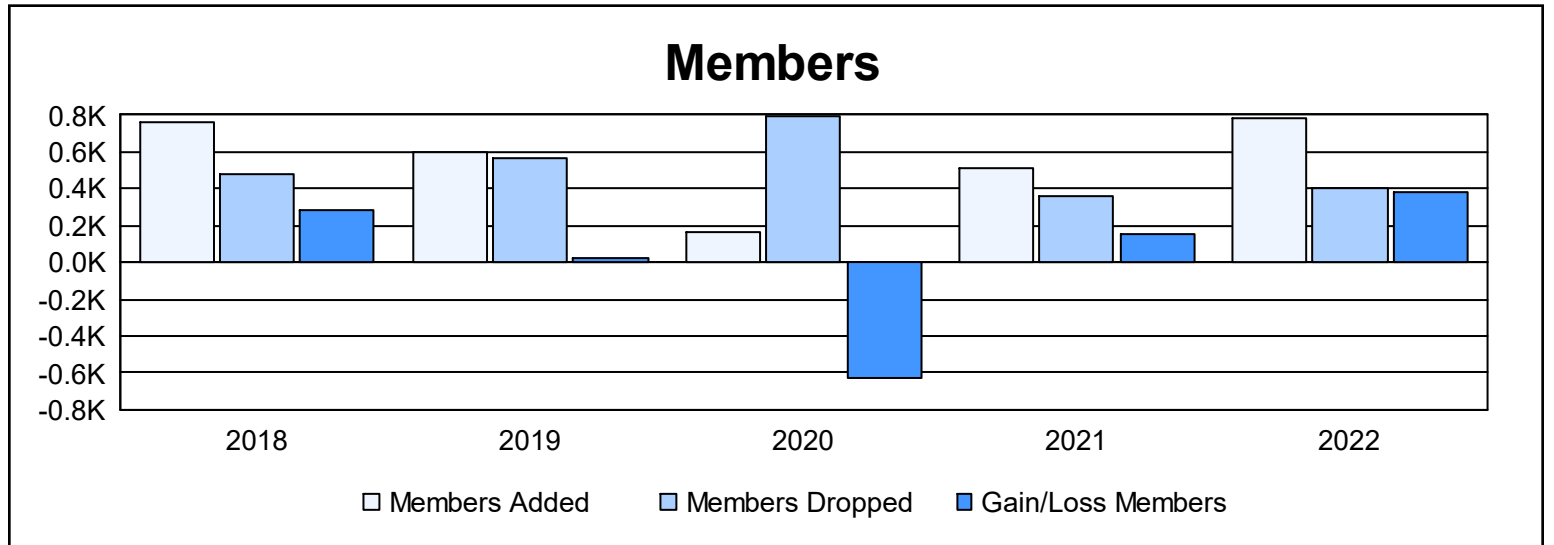
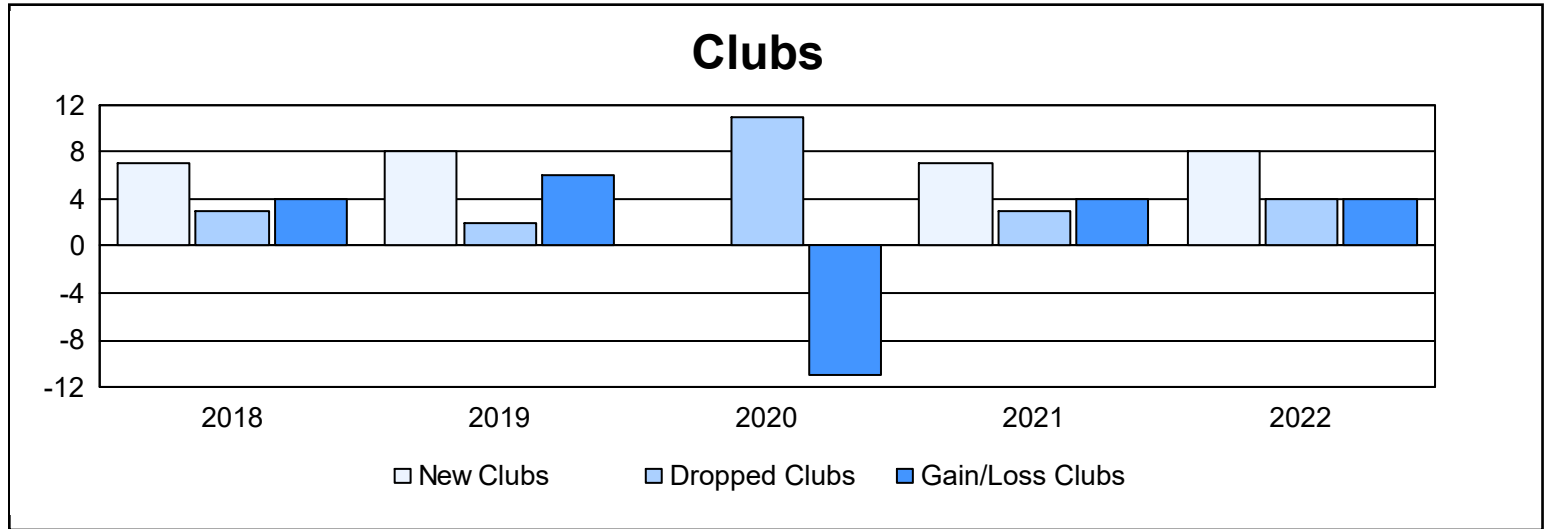
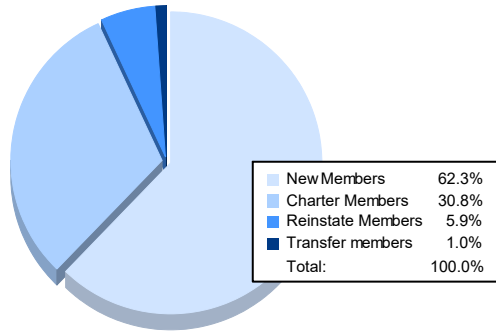


Year	New Clubs	Dropped Clubs	Gain/ Loss Clubs	New Members	Charter Members	Reinstate Members	Transfer Members	Total Member Added	Total Members Dropped	Gain/ Loss Members
2017-2018	7	3	4	530	190	39	4	763	484	279
2018-2019	8	2	6	305	197	91	1	594	567	27
2019-2020	0	11	-11	119	15	12	20	166	794	-628
2020-2021	7	3	4	234	253	19	5	511	356	155
2021-2022	8	4	4	487	241	46	8	782	398	384
<b>Average</b>	<b>6</b>	<b>5</b>	<b>1</b>	<b>335</b>	<b>179</b>	<b>41</b>	<b>8</b>	<b>563</b>	<b>520</b>	<b>43</b>



### Membership Composition June 2022 Cumulative



### Gender Composition June 2022 Cumulative

